

# Prayer ideas for Children

## Prayer for food and water

Children in many countries live in poverty and do not have their basic needs met, often including such things as water and food. As a result of poor diet and dirty water many of them will face a significant risk of serious and life threatening illness. You could use the following ideas to encourage children to pray that children living in poverty will know what it is to have their basic needs met.

### idea 1

#### “WALK INTO THE WORLD”

- STEP 1:** Obtain a large sheet (double or king size!) and draw a map of the world or area that you want to pray for on to it.
- STEP 2:** Draw enough large water droplets that are big enough for children to write a prayer on.
- STEP 3:** Give each child a water droplet and ask them to write a prayer.
- STEP 4:** As they have written their prayer encourage them to ‘walk into the world’ and stick their prayers to the map.



### idea 2

#### “DIRTY WATER”

- STEP 1:** Place a small plate of very plain food and a jug of dirty water in the middle of the children.
- STEP 2:** Discuss with the children how they would feel if this is all the food they received in one day. (Talk about the fact there would be no treats and no seconds!) Explain that this is often the only ‘choice’ that these children will have.
- STEP 3:** Take the jug of water, pour out a glass and pretend to offer it to one of the children to drink.
- STEP 4:** Explain that this is often the only water available to poor children and talk about how life threatening disease is often spread through dirty water.



- ▶ Explain that many children lose family members as a result of poverty and sickness.
- ▶ Get the children to pray for orphaned children.

- ▶ Spend some time talking to them that Elim is involved in and how we seek to meet the needs of the poor and to help them find a way out of poverty.





## Prayer ideas for Children continued...

### IDEA 3

#### “A FIVE FINGER MODEL OF PRAYER”

Here is a way of encouraging children to pray for others by using their fingers to trigger them into thinking about different groups of people.

- Thumb: Those furthest away such as missionaries and other Christians overseas.
- 1st finger: Those who lead and guide the work of Elim Missions that are seeking to point the way to Jesus
- 2nd finger: The strongest finger – those people with power and responsibility (governments etc.)
- Ring finger: The family and friends of our missionaries left in the UK
- Little finger: People who are ill, weak, infirm, poor, helpless, orphans...
- Whole hand: Pray for the whole work of Elim Missions. Pray that many will go to be the hands and feet of Christ to people overseas.



### IDEA 4

#### “SENDING BALLOONS TO HEAVEN ”

This is a fun group activity for children.

You will need helium balloons. Write prayers for, or just names of, people overseas, onto balloons. At a specific time, all release the balloons, praying together. It is a good symbol of the ‘prayers of the saints’ (that’s all Christians) flying up to heaven for God to answer.

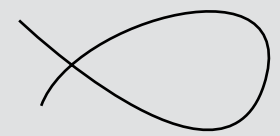
**You could even write your church address or email onto a balloon and see if you get a response from someone finding it!**

### IDEA 5

#### “FISHING FOR PRAYER NET”

Get or make a fishing net and stick one end on the wall.

- STEP 1:** Cut out little paper fish for the children to write prayer requests for Elim’s missionaries and the people they are seeking to reach for Christ on to.
- STEP 2:** Stick them onto the net so people can read them and pray.



# Prayer ideas for Young People

## idea 1

### “GRAFFITI WALL”

Place a large cotton sheet or a large sheet of paper on the wall with a map of the world or the specific country you are praying for drawn on it but leaving plenty of blank space. On cards (15cm x 15cm) write a brief description of the work and maybe print a photo. Stick these around the map. Ask the young people to come and write their prayers on the wall at any time during your missions' event. Leave the sheet up on display and allow young people to add to it during the week of prayer.



## idea 2

### “FROM OUR CORRESPONDENT”

Give the young people names and contact details of one of Elim's missionaries and of Elim International Missions. Encourage them to go away and research some information about the missionary and their prayer needs. At your meeting, the 'Correspondent' talks about the story and then invites people to pray for the situation and those involved.

## idea 3

### “NORTH, SOUTH, EAST, WEST”

Find out where in the world Elim's missionaries are working and pray for them as you face the direction of their mission field. Bring a compass to the meeting!

